

Overview

**Finance Overview**






**Purpose**

The purpose of the IPEDS Finance component is to collect basic financial information from items associated with the institution's General Purpose Financial Statements.

There are no new changes to the 2017-18 Finance data collection, only clarification of instructions:

- For all institutions, instructions have been added to the expense section to clarify that Nlarify that Nlaro the ex

rify th



--	--


**General Information**  
**GASB-Reporting Institutions (aligned form)**

To the extent possible, the finance data requested in this report should be provided from your institution's audited General Purpose Financial Statements (GPFS). Please refer to the instructions specific to each screen of the survey for details and references.

**1. Fiscal Year Calendar**

**This report covers financial activities for the 12-month fiscal year:** (The fiscal year reported should be the most recent fiscal year ending before October 1, 2017.)

Beginning: month/year (MMYYYY) Month:  Year:

And ending: month/year (MMYYYY) Month:  Year:

**2. Audit Opinion**

Did your institution receive an unqualified opinion on its General Purpose Financial Statements from your auditor for the fiscal year noted above? ( ) ( )

0)

Section Header			
Sub-Header			
Sub-Header			
Sub-Header			
Sub-Header			

This section contains the following information:





[Dark Blue Header]			
[Light Blue]	[Light Blue]	[Light Blue]	[Light Blue]
[Light Blue Row]			
[Light Blue]	[Light Blue]	[Light Blue]	[Light Blue]
[Light Blue]	[Light Blue]	[Light Blue]	[Dark Blue]
[Light Blue]	[Light Blue]	[Light Blue]	[Dark Blue]
[Light Blue]	[Light Blue]	[Light Blue]	[Dark Blue]
[Light Blue]	[Light Blue]	[Light Blue]	[Dark Blue]
[Light Blue]	[Light Blue]	[Light Blue]	[Dark Blue]
[Light Blue]	[Light Blue]	[Teal]	[Dark Blue]
[Light Blue]	[Light Blue]	[Light Blue]	[Dark Blue]
[Light Blue Row]			
[Light Blue]	[Light Blue]	[Light Blue]	[Dark Blue]
[Light Blue]	[Light Blue]	[Light Blue]	[Dark Blue]
[Light Blue]	[Light Blue]	[Teal]	[Dark Blue]
[Light Blue Row]			
[Light Blue]	[Light Blue]	[Teal]	[Dark Blue]
[Light Blue Row]			
[Dark Blue Header]			
[Dark Blue Footer]			









Table Header			
Category	Sub-Category	Value	Unit
Item 1	Sub-Item 1	100	kg
Item 2	Sub-Item 2	200	kg
Item 3	Sub-Item 3	300	kg
Item 4	Sub-Item 4	400	kg
Item 5	Sub-Item 5	500	kg
Item 6	Sub-Item 6	600	kg
Item 7	Sub-Item 7	700	kg
Item 8	Sub-Item 8	800	kg
Item 9	Sub-Item 9	900	kg
Item 10	Sub-Item 10	1000	kg
Item 11	Sub-Item 11	1100	kg
Item 12	Sub-Item 12	1200	kg
Item 13	Sub-Item 13	1300	kg
Item 14	Sub-Item 14	1400	kg
Item 15	Sub-Item 15	1500	kg
Item 16	Sub-Item 16	1600	kg
Item 17	Sub-Item 17	1700	kg
Item 18	Sub-Item 18	1800	kg
Item 19	Sub-Item 19	1900	kg
Item 20	Sub-Item 20	2000	kg
Item 21	Sub-Item 21	2100	kg
Item 22	Sub-Item 22	2200	kg
Item 23	Sub-Item 23	2300	kg
Item 24	Sub-Item 24	2400	kg
Item 25	Sub-Item 25	2500	kg
Item 26	Sub-Item 26	2600	kg
Item 27	Sub-Item 27	2700	kg
Item 28	Sub-Item 28	2800	kg
Item 29	Sub-Item 29	2900	kg
Item 30	Sub-Item 30	3000	kg
Item 31	Sub-Item 31	3100	kg
Item 32	Sub-Item 32	3200	kg
Item 33	Sub-Item 33	3300	kg
Item 34	Sub-Item 34	3400	kg
Item 35	Sub-Item 35	3500	kg
Item 36	Sub-Item 36	3600	kg
Item 37	Sub-Item 37	3700	kg
Item 38	Sub-Item 38	3800	kg
Item 39	Sub-Item 39	3900	kg
Item 40	Sub-Item 40	4000	kg
Item 41	Sub-Item 41	4100	kg
Item 42	Sub-Item 42	4200	kg
Item 43	Sub-Item 43	4300	kg
Item 44	Sub-Item 44	4400	kg
Item 45	Sub-Item 45	4500	kg
Item 46	Sub-Item 46	4600	kg
Item 47	Sub-Item 47	4700	kg
Item 48	Sub-Item 48	4800	kg
Item 49	Sub-Item 49	4900	kg
Item 50	Sub-Item 50	5000	kg
Item 51	Sub-Item 51	5100	kg
Item 52	Sub-Item 52	5200	kg
Item 53	Sub-Item 53	5300	kg
Item 54	Sub-Item 54	5400	kg
Item 55	Sub-Item 55	5500	kg
Item 56	Sub-Item 56	5600	kg
Item 57	Sub-Item 57	5700	kg
Item 58	Sub-Item 58	5800	kg
Item 59	Sub-Item 59	5900	kg
Item 60	Sub-Item 60	6000	kg
Item 61	Sub-Item 61	6100	kg
Item 62	Sub-Item 62	6200	kg
Item 63	Sub-Item 63	6300	kg
Item 64	Sub-Item 64	6400	kg
Item 65	Sub-Item 65	6500	kg
Item 66	Sub-Item 66	6600	kg
Item 67	Sub-Item 67	6700	kg
Item 68	Sub-Item 68	6800	kg
Item 69	Sub-Item 69	6900	kg
Item 70	Sub-Item 70	7000	kg
Item 71	Sub-Item 71	7100	kg
Item 72	Sub-Item 72	7200	kg
Item 73	Sub-Item 73	7300	kg
Item 74	Sub-Item 74	7400	kg
Item 75	Sub-Item 75	7500	kg
Item 76	Sub-Item 76	7600	kg
Item 77	Sub-Item 77	7700	kg
Item 78	Sub-Item 78	7800	kg
Item 79	Sub-Item 79	7900	kg
Item 80	Sub-Item 80	8000	kg
Item 81	Sub-Item 81	8100	kg
Item 82	Sub-Item 82	8200	kg
Item 83	Sub-Item 83	8300	kg
Item 84	Sub-Item 84	8400	kg
Item 85	Sub-Item 85	8500	kg
Item 86	Sub-Item 86	8600	kg
Item 87	Sub-Item 87	8700	kg
Item 88	Sub-Item 88	8800	kg
Item 89	Sub-Item 89	8900	kg
Item 90	Sub-Item 90	9000	kg
Item 91	Sub-Item 91	9100	kg
Item 92	Sub-Item 92	9200	kg
Item 93	Sub-Item 93	9300	kg
Item 94	Sub-Item 94	9400	kg
Item 95	Sub-Item 95	9500	kg
Item 96	Sub-Item 96	9600	kg
Item 97	Sub-Item 97	9700	kg
Item 98	Sub-Item 98	9800	kg
Item 99	Sub-Item 99	9900	kg
Item 100	Sub-Item 100	10000	kg



I  
P  
L



Part H - Details of Endowment Assets

**Fiscal Year: July 1, 2016 - June 30, 2017**

Line No.	Value of Endowment Assets	Market Value	Prior Year Amounts
	Include not only endowment assets held by the institution, but any assets held by private foundations affiliated with the institution.		
01	Value of <u>endowment assets</u> at the beginning of the fiscal year	223,184,707	233,223,521
02	Value of <u>endowment assets</u> at the end of the fiscal year	237,132,638	223,184,707

**You m**









**Fiscal Year: July 1, 2016 - June 30, 2017**

<b>Assets</b>	
Category	Amount
07 Total cash and security assets held at end of fiscal year in sinking or debt service funds	72
08 Total cash and security assets held at end of fiscal year in bond funds	
09 Total cash and security assets held at end of fiscal year in all other funds	261,872,282



